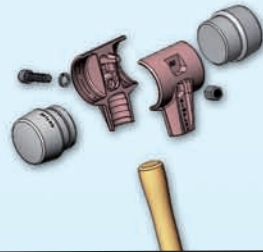





Fitting instruction Simplex Mallets:

Please observe the following tightening torques after fitting replacement parts



Housing:	Art.-No.	Size	Tightening torque [Nm]										
 cast iron	3011.030	30	15	15	15	15	15	15	20	x	x	x	
	3011.040	40	25	25	25	25	25	25	40	x	x	x	
	3011.050	50	30	30	30	30	30	30	50	x	x	x	
	3011.060	60	40	40	40	40	40	40	75	x	x	x	
	3011.080	80	x	50	x	x	50	50	100	x	x	x	
	3011.100	100	x	x	x	x	175	x	x	x	x	x	
	3011.125	125	x	x	x	x	175	x	x	x	x	x	
	3011.160	160 (Splitting Maul)	x	x	x	x	160	x	x	x	160	x	x
	3011.750	750 (Splitting Axe)	x	x	x	x	65	x	x	x	x	65	x
 light alloy	3122.030	30	15	15	15	15	15	15	x	x	x	x	
	3122.040	40	25	25	25	25	25	25	x	x	x	x	
	3122.050	50	30	30	30	30	30	30	x	x	x	x	
	3122.060	60	40	40	40	40	40	40	x	x	x	x	
 cast iron black	3711.030	30	40	40	40	40	40	40	40	40	x	x	
	3711.040	40	60	60	60	60	60	60	60	60	x	x	
	3711.050	50	60	60	60	60	60	60	70	x	x	x	
	3711.060	60	60	60	60	60	60	60	80	x	x	x	
	3711.080	80	90	90	90	90	90	90	160	x	x	x	
x = cannot be fitted in this combination!													



For guarantee and safety reasons
please only use **Original Halder**
parts for all Halder Soft Face Mallets

